

KEMISTAR CORPORATION LTD.

604, Manas Complex, Jodhpur Cross Road, Satellite, Ahmedabad-380015,
Gujarat, India. Ph : 079-26923570 / 26923587 Email : kemistarbse@gmail.com

DATE: 06.10.2015

To,
The Manager (Listing),
The Stock Exchange Mumbai
C/o Corporate Relation department,
1st Floor, Mew Trading Ring, Rotunda Building,
P J Towers, Dalal Street, Fort,
Mumbai-400 001

Dear Sir,

**Sub: Distribution Schedule for the quarter ended 30.09.2015 Clause 35 of
Listing Agreement.
Ref: Code No. 531163**


With reference to above we are enclosing Quarterly Report for the quarter ended 30.09.2015 under clause 35 of Listing Agreement.

Kindly acknowledge the receipt of same.

Yours Faithfully,


FOR, KEMISTAR CORPORATION LTD.


DIRECTOR/AUTHORIZED SIGNATORY




Introductory sub-table (I)(a)

Name of the Company KEMISTAR CORPORATION LIMITED			
Script Code, Name of the scrip, class of security:			
Quarter ended: 30th September, 2015			
Partly paid-up shares:-	No. of partly paid-up shares	As a % of total no. of partly paid-up shares	As a % of total no. of shares of the company
Held by promoter/promoter group		0.00	0
Held by public		0.00	0
Total - D	0	0	0
Outstanding convertible securities:-	No. of outstanding securities	As a % of total no. of outstanding convertible securities	As a % of total no. of shares of the company, assuming full conversion of the convertible securities
Held by promoter/promoter group		0	0
Held by public		0	0
Total - E	0	0	0
Warrants:-	No. of warrants	As a % of total no. of warrants	As a % of total no. of shares of the company, assuming full conversion of warrants
Held by promoter/promoter group		0	0
Held by public		0	0
Total - F	0	0	0
Total paid-up capital of the company, assuming full conversion of warrants and convertible securities		6,71,392	



Statement Showing Shareholding Pattern

Category code	Category of Shareholder	Number of Shareholders	Table I(a)		Total shareholding as a percentage of total number of shares		Shares Pledged or otherwise encumbered	
			Total number of shares	Number of shares held in dematerialized form	As a percentage of (A+B) ¹	As a percentage of (A+B+C)	Number of shares	As a percentage
(I)	(II)	(III)	(IV)	(V)	(VI)	(VII)	(VIII)	(IX)
(A)	Shareholding of Promoter and Promoter Group²							
1	Indian							
(a)	Individuals/ Hindu Undivided Family	11	211392	211392	31.49	31.49	0	0.00
(b)	Central Government/ State Government(s)	0	0	0	0.00	0.00	0	0.00
(c)	Bodies Corporate	0	0	0	0.00	0.00	0	0.00
(d)	Financial Institutions/ Banks	0	0	0	0.00	0.00	0	0.00
(e)	Any Others(Specify)	0	0	0	0.00	0.00	0	0.00
(e-i)	Directors	0	0	0	0.00	0.00	0	0.00
(e-ii)	Director Relatives	0	0	0	0.00	0.00	0	0.00
(e-iii)	Person Acting in Concern	0	0	0	0.00	0.00	0	0.00
	Sub Total(A)(1)	11	211392	211392	31.49	31.49	0	0.00
2	Foreign							
a	Individuals (Non-Residents Individuals/ Foreign Individuals)	0	0	0	0.00	0.00	0	0.00
b	Bodies Corporate	0	0	0	0.00	0.00	0	0.00
c	Institutions	0	0	0	0.00	0.00	0	0.00
d	Qualified Foreign Investor	0	0	0	0.00	0.00	0	0.00
e	Any Others(Specify)	0	0	0	0.00	0.00	0	0.00
e-i		0	0	0	0.00	0.00	0	0.00
e-ii		0	0	0	0.00	0.00	0	0.00
	Sub Total(A)(2)	0	0	0	0.00	0.00	0	0.00
	Total Shareholding of Promoter and Promoter Group (A)= (A)(1)+(A)(2)	11	211392	211392	31.49	31.49	0	0.00
(B)	Public shareholding							
1	Institutions							
(a)	Mutual Funds/ UTI	0	0	0	0.00	0.00		
(b)	Financial Institutions / Banks	0	0	0	0.00	0.00		
(c)	Central Government/ State Government(s)	0	0	0	0.00	0.00		
(d)	Venture Capital Funds	0	0	0	0.00	0.00		
(e)	Insurance Companies	0	0	0	0.00	0.00		
(f)	Foreign Institutional Investors	0	0	0	0.00	0.00		
(g)	Foreign Venture Capital Investors	0	0	0	0.00	0.00		
(h)	Qualified Foreign Investor	0	0	0	0.00	0.00		
(i)	Any Other (specify)	0	0	0	0.00	0.00		
(i-i)		0	0	0	0.00	0.00		
(i-ii)		0	0	0	0.00	0.00		
	Sub-Total (B)(1)	0	0	0	0.00	0.00		




B 2	Non-institutions						
(a)	Bodies Corporate	19	33232	1064	4.95	4.95	
(b)	Individuals	0	0	0	0.00	0.00	
I	Individuals -i. Individual shareholders holding nominal share capital up to Rs 1 lakh	1351	111472	34232	16.60	16.60	
II	ii. Individual shareholders holding nominal share capital in excess of Rs. 1 lakh.	21	314872	0	46.90	46.90	
(c)	Qualified Foreign Investor	0	0	0	0.00	0.00	
(d)	Any Other (specify)	0	0	0	0.00	0.00	
(d-i)	NRI (Repat & Non Repat)	0	0	0	0.00	0.00	
(d-ii)	OCB's	0	0	0	0.00	0.00	
(d-iii)	Trust	0	0	0	0.00	0.00	
(d-iv)	Hindu Undivided Family	1	24	24	0.00	0.00	
(d-v)	Employee	0	0	0	0.00	0.00	
(d-vi)	Clearing Members	1	400	400	0.06	0.06	
	Sub-Total (B)(2)	1393	460000	35720	68.51	68.51	0
(B)	Total Public Shareholding (B)= (B)(1)+(B)(2)	1393	460000	35720	68.51	68.51	
	TOTAL (A)+(B)	1404	671392	247112	100.00	100.00	
(C)	Shares held by Custodians and against which Depository Receipts have been issued						
1	Promoter and Promoter Group	0	0	0	0.00	0	0.00
2	Public	0	0	0	0.00	0	0.00
	Sub-Total (C)	0	0	0	0	0	0.00
	GRAND TOTAL (A)+(B)+(C)	1404	671392	247112	100.00	0	0.00



(I)(b) Statement showing holding of securities (including shares, warrants, convertible securities) of persons belonging to the category "Promoter and Promoter Group"

Sr. No.	Name of the shareholder	Details of Shares held		Encumbered shares (*)			Details of warrants		Details of convertible securities		Total shares (including underlying shares assuming full conversion of warrants and convertible securities) as a % of diluted share capital
		Number of shares held	As a % of grand total (A)+(B)+(C)	No.	As a percentage	As a % of grand total (A)+(B)+(C) of sub-clause (I)(a)	Number of warrants held	As a % total number of warrants of the same class	Number of convertible securities held	As a % total number of convertible securities of the same class	
(I)	(II)	(III)	(IV)	(V)	(VI)=(V)/(III)*100	(VII)	(VIII)	(IX)	(X)	(XI)	(XII)
1	KETANKUMAR PARASHOTTAMDAS P	28040	4.18		0.00	0.00		0.00		0.00	4.18
2	DILIPKUMAR POPATLAL KANANI	27360	4.08		0.00	0.00		0.00		0.00	4.08
3	ANJANA KETANKUMAR PATEL	24400	3.63		0.00	0.00		0.00		0.00	3.63
4	PALKAN DILIP KANANI	20400	3.04		0.00	0.00		0.00		0.00	3.04
5	PATEL PURUSHOTTAM MOHANLAL	20400	3.04		0.00	0.00		0.00		0.00	3.04
6	MAHESHKUMAR POPATLAL KANANI	20240	3.01		0.00	0.00		0.00		0.00	3.01
7	SAVALIA VASANTBHAI B	20040	2.98		0.00	0.00		0.00		0.00	2.98
8	MATHURBHAI MANJIBHAI JOGANI	16400	2.44		0.00	0.00		0.00		0.00	2.44
9	INDU MAHESH KANANI	16240	2.42		0.00	0.00		0.00		0.00	2.42
10	KANANI ANILKUMAR DEVRAJBHAI	14400	2.14		0.00	0.00		0.00		0.00	2.14
11	ANILKUMAR C. THAKER	3472	0.52		0.00	0.00		0.00		0.00	0.52
			0.00		#DIV/0!	0.00		0.00		0.00	0.00
TOTAL		211392	31.49	0	0.00	0.00		0.00		0.00	31.49



(*) The term "encumbrance" has the same meaning as assigned to it in regulation 28(3) of the SAST Regulations, 2011



Statement showing holding of securities (including shares, warrants, convertible securities) of persons belonging to the category "Public" and holding more than 1% of the total number of shares


(I)(c)(i)

Sr. No.	Name of the shareholder	Number of shares held	Shares as a percentage of total number of shares {i.e., Grand Total (A)+(B)+(C) indicated in Statement at para (I)(a) above}	Details of warrants		Details of convertible		Total shares (including underlying shares assuming full conversion of warrants and convertible securities) as a % of diluted share capital
				Number of warrants held	As a % total number of warrants of the same class	Number of convertible securities held	% w.r.t total number of convertible securities of the same class	
1	PANKAJ SHARMA	18584	2.77	0	0	0	0	
2	PARESH P SHAH	16800	2.50	0	0	0	0	
3	MOTUMAL T THANDANI	16800	2.50	0	0	0	0	
4	KAMLESH THAKKAR	16000	2.38	0	0	0	0	
5	RAKESH PATHAK	16000	2.38	0	0	0	0	
6	SAMIR J BRAHMBHATT	15992	2.38	0	0	0	0	
7	VASANT KOTHARI	15992	2.38	0	0	0	0	
8	MUKESH V. PATEL	15976	2.38	0	0	0	0	
9	PARTH PATEKAR	15696	2.34	0	0	0	0	
10	RAVINDRA P JAIN	15456	2.30	0	0	0	0	
11	ALPESH R PATIL	15376	2.29	0	0	0	0	
12	PRVIN RATHOD	15368	2.29	0	0	0	0	
13	AMRAPALI CAPITAL & FIN. SERVICES LT	15184	2.26	0	0	0	0	
14	DINKAR R PATIL	15000	2.23	0	0	0	0	
15	KANTIMAL DEVJANI	14776	2.20	0	0	0	0	
16	CHETAN D DAVE	13928	2.07	0	0	0	0	
17	KETAN BHANDARKAR	13864	2.06	0	0	0	0	
18	NILESH SHAH	13856	2.06	0	0	0	0	
19	AMIT J SHAH	13280	1.98	0	0	0	0	
20	BHARAT ZALA	12608	1.88	0	0	0	0	
21	PUROHIT INVESTMENT	12312	1.83	0	0	0	0	
22	MADANLAL PARIKH	11208	1.67	0	0	0	0	
23	AMRAPALI SPINING MILLS LTD.	8824	1.31	0	0	0	0	
24	AMRAPALI INDUSTRIES LTD	7312	1.09	0	0	0	0	
			0.00	0	0	0	0	
	TOTAL	346192	51.56	0	0	0	0	




(I)(c)(ii) Statement showing holding of securities (including shares, warrants, convertible securities) of persons (together with PAC) belonging to the category "Public" and holding more than 5% of the total number of shares of the company

Sr. No.	Name(s) of the shareholder(s) and the Persons Acting in Concert (PAC) with them	Number of shares	Shares as a percentage of total number of shares {i.e., Grand Total (A)+(B)+(C) indicated in Statement at para (I)(a) above}	Details of warrants		Details of convertible securities		Total shares (including underlying shares assuming full conversion of warrants and convertible securities) as a % of diluted share capital
				Number of warrants	As a % total number of warrants of the same class	Number of convertible securities held	% w.r.t total number of convertible securities of the same class	
1	NIL		0.00	0	0.00	0	0.00	
			0.00	0	0.00	0	0.00	
TOTAL		0	0.00	0	0.00	0	0.00	0




(I)(d) Statement showing details of locked-in shares				
Sr. No.	Name of the shareholder	Number of locked-in shares	Locked-in shares as a percentage of total number of shares {i.e., Grand Total (A)+(B)+(C) indicated in Statement at para (I)(a) above}	Promoter / Promoter Group / Public
1	NIL	0	0.00	
			0.00	
TOTAL		0	0.00	



(II)(a) Statement showing details of Depository Receipts (DRs)

Sr. No.	Type of outstanding DR (ADRs, GDRs, SDRs, etc.)	Number of outstanding DRs	Number of shares underlying outstanding DRs	Shares underlying outstanding DRs as a percentage of total number of shares {i.e., Grand Total (A)+(B)+(C) indicated in Statement at para (I)(a) above}
1	Nil	0	0	0.00
TOTAL		0	0	0.00



(II)(b) Statement showing holding of Depository Receipts (DRs), where underlying shares held by "promoter/promoter group" are in excess of 1% of the total number of shares

Sr. No.	Name of the DR Holder	Type of outstanding DR (ADRs, GDRs, SDRs, etc.)	Number of shares underlying outstanding DRs	Shares underlying outstanding DRs as a percentage of total number of shares {i.e., Grand Total (A)+(B)+(C) indicated in Statement at para (I)(a) above}
1	NIL	0	0	0.00
TOTAL			0	0.00

